

**BUY NOW** 

# Dual-window NxM Coupler/Splitter

(patents pending)

## Product Description

The FC Series Dual-window, single mode NxM couplers is based on Agiltron's fused biconical taper technology and compact packaging structure. It features high port count, good uniformity, low excess loss and very low polarization sensitivity over two wide wavelength band. The device is ideal for splitting or combining light with exceptional performance over a wide wavelength range



## Features

- Excellent Uniformity
- Dual wide wavelength band
- Low Excess Loss
- Low Polarization Sensitivity
- Highly Stable & Reliable
- Ultra Low Cost

## Performance Specifications

FC Series (NxM) Coupler	Nx4	Nx8	Nx16	Nx32	Unit
Standard Configuration	N=1,2	N=1,2	N=1,2	N=1,2	
Operation Wavelength	1270-1350 and 1510-1590				nm
Maximum Insertion Loss <sup>[1]</sup>	7.6	11.5	15.5	19.5	dB
Maximum Uniformity	1.7	2.6	3.5	4.3	dB
Polarization Dependent Loss	0.3	0.5	0.6	0.8	dB
Directivity	> 55				dB
Optical Power	< 500				mW
Operating Temperature	-10-70				°C
Storage Temperature	-40-85				°C
Fiber Type and Length	Corning SMF28, Length >1				m
Package Dimension	See Package Table I, II				

[1]. without connector. Each connector adds 0.3dB and 0.5dB for short wavelength

## Applications

- Telecommunications
- CATV Fiberoptic Links
- Fiber Amplifier System
- Fiberoptic Instrumentation

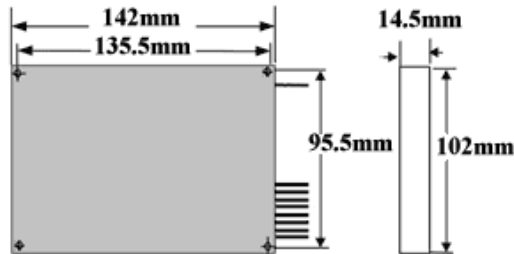
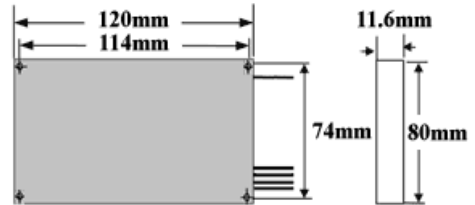
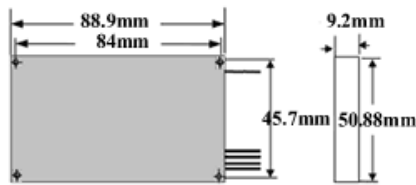
Package Table I: SMF-28 fiber with 250 um or 900um outside diameter

Dimensions LxWxH (mm)	Port Configurations							
	1x3	1x4	1x8	1x16	1x32	2x4	2x8	2x16
88.9x51x9.2	<input type="checkbox"/>	<input type="checkbox"/>	<input type="checkbox"/>			<input type="checkbox"/>		
120x80x11.6							<input type="checkbox"/>	
142x102x14.5				<input type="checkbox"/>	<input type="checkbox"/>			<input type="checkbox"/>

# Dual-window NxM Coupler/Splitter

Package Table II: SMF-28 fiber with 3 mm Cable

Dimensions LxWxH (mm)	Port Configurations							
	1x3	1x4	1x8	1x16	1x32	2x4	2x8	2x16
88.9x51x9.2	<input type="checkbox"/>	<input type="checkbox"/>				<input type="checkbox"/>		
120x80x11.6			<input type="checkbox"/>				<input type="checkbox"/>	
142x102x14.5				<input type="checkbox"/>				<input type="checkbox"/>



\*Product dimensions may change without notice. This is sometimes required for non-standard specifications.

## Ordering Information

Prefix	Type	Wavelength	Grade	Package	Coupling Ratio	Port	Fiber Type	Connector
FC-	2	1310/1550 = 7 Special = 0	Premium = 1 Special = 0	Special = 0	01/99 = 1 03/97 = 2 05/95 = 3 10/90 = 4 15/85 = 5 20/80 = 6 30/70 = 7 40/60 = 8 50/50 = 9 Special = 0	1x3 = 3 1x4 = 4 1x8 = 5 1x16 = 6 1x32 = 7 4x4 = 8 3x3 = 9 Special = 0	SMF-28 250um = 1 900um loose tube = 3 Special = 0	None = 1 FC/PC = 2 FC/APC = 3 SC/PC = 4 SC/APC = 5 ST/PC = 6 LC = 7 Special = 0