

NanoSpeed™

1x2 Fiberoptic Switch

(Bidirectional)

(Protected by U.S. patent 7,403,677B1 and pending patents)

Product Description

The NS Series 1x2 solid-state fiber optic switch connects optical channels by redirecting an incoming optical signal into a selected output optical fiber. This is achieved using patent pending non-mechanical configurations with solid-state all-crystal designs, which eliminates the need for mechanical movement and organic materials. The NS fiberoptic switch is designed to meet the most demanding switching requirements of ultra-high reliability, fast response time, and continuous switching operation.

The device can be driven by a cost effective circuit with 12V input voltage and 0-5 V control signal. The switch is bidirectional.



Performance Specifications

NS Series 1x2 Switch	Min	Typical	Max	Unit
Operation Wavelength	400		2005	nm
Insertion Loss ¹	0.4	0.6	1.0	dB
Cross Talk	20	25	35	dB
Polarization Dependent Loss		0.15	0.35	dB
IL Temperature Dependency		0.25	0.5	dB
Polarization Mode Dispersion		0.1	0.3	ps
Return Loss	45	50	60	dB
Response Time (Rise, Fall)			300	ns
Repetition Rate	DC	5	500**	KHz
Operating Temperature	-5		70	°C
Optical Power Handling		300	5000***	mW
Storage Temperature	-40		85	°C
Package Dimension		65.8x8.5x8.4		mm

*Driver kit is recommended

** Special circuit

*** Special order

1. Excluding connectors, Max 1dB for 1310nm and 1550nm, 1.4dB for other wavelengths.

Features

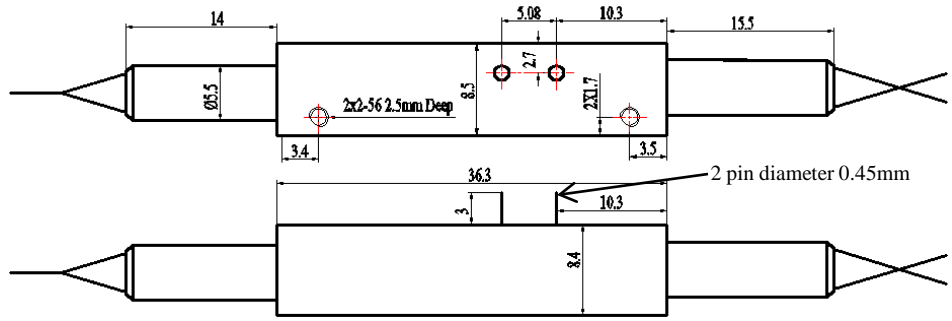
- Solid-State high speed
- Ultra-high reliability
- Low insertion loss
- Compact size
- Low cost
- Low power consumption
- Simple driver

Applications

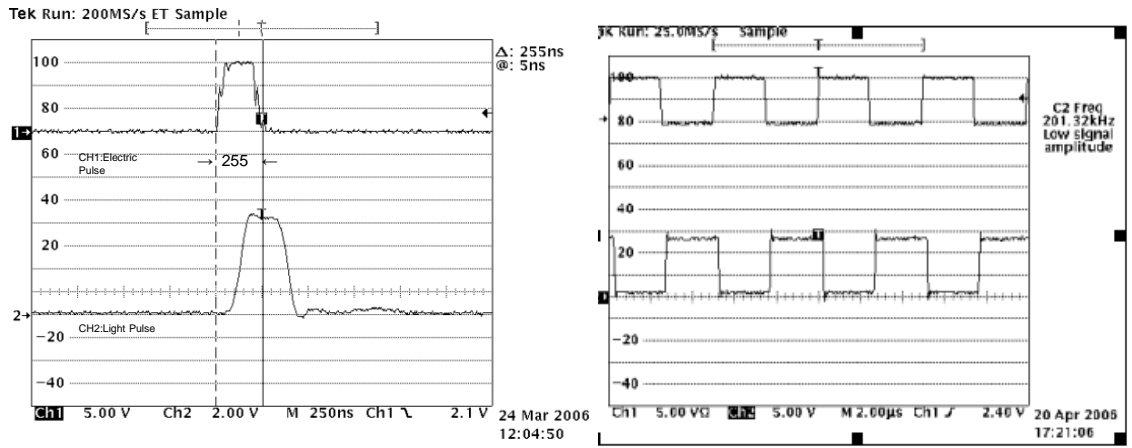
- Optical blocking
- Configurable operation
- Instrumentation

NanoSpeed™ 1x2 Fiberoptic Switch

Mechanical Dimensions (mm)

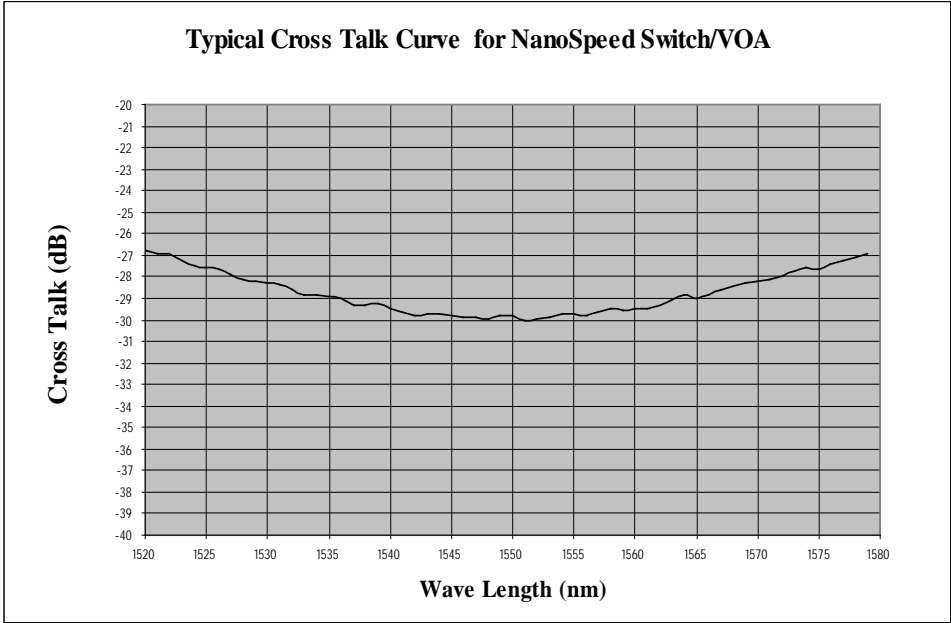


Speed and Repetition Measurement



NanoSpeed™ 1x2 Fiberoptic Switch

Bandwidth Measurement



Ordering Information

NSSW-	<input type="checkbox"/>	<input type="checkbox"/>	<input type="checkbox"/>	1	1	1	<input type="checkbox"/>	<input type="checkbox"/>	<input type="checkbox"/>
Type	Wavelength	Configuration	Package	Fiber Type	Fiber Length	Connector			
1x2=12	1060=1 L Band=2 1310=3 1410=4 1550=5 650=6 780=7 850=8 Special=0			SMF-28=1 Special=0	Bare fiber=1 0.5m=2 1.0 m=3 Special=0	None=1 FC/PC=2 FC/APC= 3 SC/PC=4 SC/APC=5 ST/PC=6 LC=7 Duplex LC=8 Special=0			

* For 1060nm or short wavelength. Please refer to NS High Power 1x2 Switch.