

8

7

6

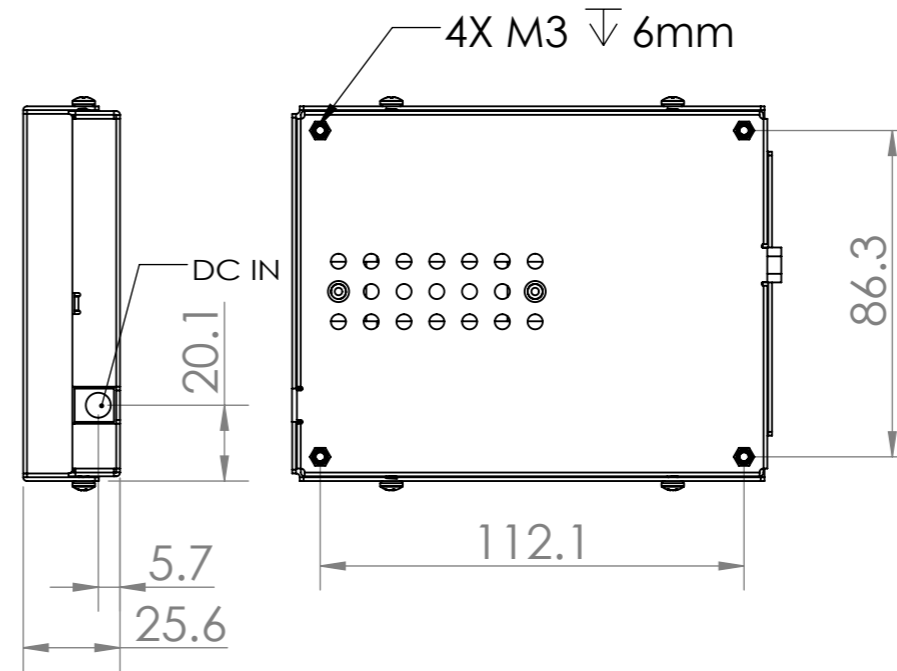
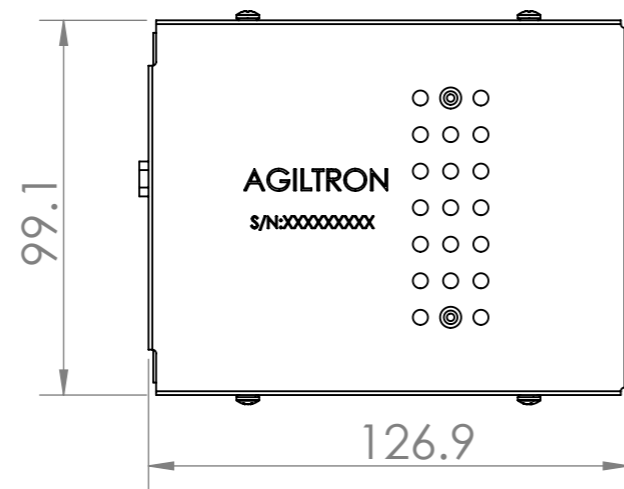
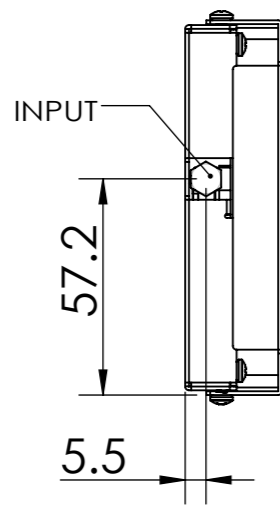
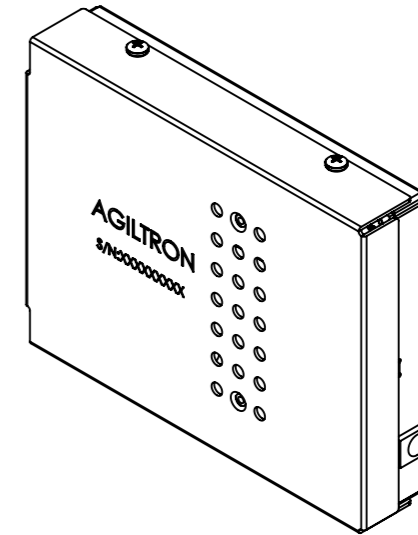
5

4

3

2

1



UNLESS OTHERWISE SPECIFIED:				NAME	DATE	DO NOT SCALE DRAWING	REVISION		
1. DO NOT SCALE DRAWING. 2. INTERPRET PER ASME Y14.100M. 3. DIMENSIONS ARE IN METRIC. 4. SURFACE TEXTURE SHALL BE 125 5. REMOVE BURRS AND SHARP EDGES 6. DIMENSIONS APPLY BEFORE PLATING OR CONVERSION COATING. 7. PARENTHETICAL DATA IS FOR REFERENCE ONLY				TOLERANCES:		DRAWN			
				ON ALL HOLE DIAMETERS				CHK'D	
				Under 1.0	+0.05 -0.01	25 THRU 50	+0.2 -0.1	APPV'D	
				1.0 THRU 5.0	+0.1 -0.025	>50	+0.25 -0.1	MFG	
5.0 THRU 10.0	+0.15 -0.025			Q.A		TITLE: 50dB SW1X1			
10.0 THRU 25	+0.2 -0.025			MATERIAL:		DWG NO.			
ON DECIMAL DIMENSIONS:		ON ANGULAR DIMENSIONS:		WEIGHT:		SCALE: 1:2			
.XXX +/-0.010		MACHINED +/-0°30'				SHEET 1 OF 1			
.XX +/-0.03		LOCATING +/-0°30'				A3			
.X +/-0.1		FORMED +/-2°							
		CHANFERS +/-5°							

8

7

6

5

4

3

2

1

F

F

E

E

D

D

C

C

B

B

A

A