

# 785nm Fiber Coupled FP Laser Source

Single mode, up to 40mW, 2nm, Benchtop or Module



Agiltron provides cost-effective fiber-coupled laser sources with a wide range emitting spectrum from 370nm to 2000nm and line width from 10kHz to broadband to select. Each benchtop laser source features a pigtailed laser and high-precision, low-noise auto-feedback drive electronics to ensure constant output power or a constant driving current, and an integrated temperature control unit maintains optimal operating conditions. Each unit features a front fiber output connector and a universal power supply compatible with 100 to 240 VAC. We offer two packages: benchtop for ease of use and compact module for system integration. The user interface benchtop includes an intuitive LCD display for independent control of output power and temperature via two front rotating knobs. The module has two front output power and temperature settings. All units have a built-in isolator option to prevent reflection-induced laser emissions instability. We produce fiber-coupled isolators from 370nm to 2000nm. An isolator is essential to obtain stable laser output.

## Features

- Turnkey Laser Source
- High Stability
- Advanced Feedback Control

## Applications

- Medical Laser Treatment
- Biotechnology
- Others

## Specifications

Parameter	Min	Typical	Max	Unit
Threshold Current		30	60	mA
Operating Current		145	165	mA
Operating Voltage		2.1	2.6	V
Optical Output Power		40		mW
Center Wavelength@25°C	770	785	800	nm
Spectral Linewidth (FWHM)			2	nm
Polarization Extinction Ratio (PM)	14	16	20	dB
Monitor Current		0.3		mA
PD Reverse Voltage			30	V
Recommend Operating Temperature		25		°C
Operating Case Temperature	-10		60	°C
Storage Temperature	-40		85	°C



**Note:** The specifications provided are for general applications with a cost-effective approach. If you need to narrow or expand the tolerance, coverage, limit, or qualifications, please [click this link](#):

Rev 09/20/25

# 785nm Fiber Coupled FP Laser Source

Single mode, up to 40mW, 2nm, Benchtop or Module



DATASHEET

## Benchtop Laser Source Operation Manual



- Plug in power cable
- Turn on Power Switch
- Setting the Output Power by rotating the knob
- Setting the laser diode Temperature by rotating the knob
- Connect a fiber path cable with matching connector (FC/APC is the default)
- Push the Emission switch to turn on the laser
- Measure the output power to verify

## Module Laser Source Operation Manual



- Plug in power cable
- Turn on Power Switch
- Setting the Output Power by rotating the screw
- Setting the laser diode Temperature by rotating the screw
- Connect a fiber path cable with matching connector (FC/APC is the default)
- Push the Emission switch to turn on the laser
- Measure the output power to verify

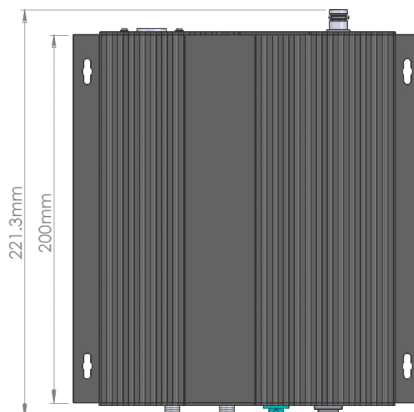
# 785nm Fiber Coupled FP Laser Source

Single mode, up to 40mW, 2nm, Benchtop or Module





## DATASHEET

### Module (mm): Plug-Play (Power Supply Included)



### Benchtop (mm): Plug-Play 100-240VAC, USB



\*Product dimensions may change without notice. This is sometimes required for non-standard specifications.

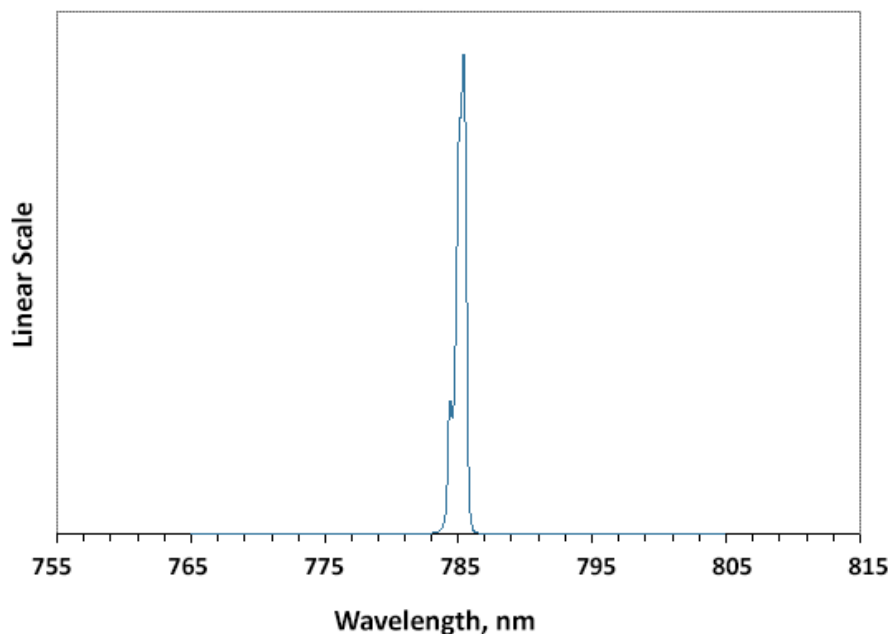
# 785nm Fiber Coupled FP Laser Source

Single mode, up to 40mW, 2nm, Benchtop or Module



## DATASHEET

### Typical Spectrum



### Ordering Information (Part Number)

Prefix	Wavelength	Power	Linewidth	Package	Isolator	Control Mode	TEC Cooling	Fiber Type	Connector <sup>[1]</sup>
FCLS-	785nm = 0785	40mW = C	2nm = 1	Benchtop = 1 Module = 2	None = 1 Yes = 2	Constant Current = 2 Constant Power = 1	No = 1 Yes = 2	Hi780 = 7 PM780 = D Special = 0	FC/APC = 3 FC/PC = 2 Non = 1 SC/PC = 4 SC/APC = 5 LC/PC = 7 LC/UPC = U Special = 0

[1]. The connector cannot be installed directly onto bare fiber, as it is prone to damage during shipping. However, the connector can be assembled on bare fiber if a 3 cm protective loose tube is added for reinforcement. The customer can remove this protective tube after testing. The optical power handling of a standard connector is less than 0.5 W for SM28 fiber and decreases further with smaller core fibers.