

945nm Fiber Coupled FP Laser Source

Single mode, up to 200mW, 1nm, Benchtop or Module



DATASHEET

[Return to the Webpage](#)



Agiltron provides cost-effective fiber-coupled laser sources with a wide range emitting spectrum from 370nm to 2000nm and line width from 10kHz to broadband to select. Each benchtop laser source features a pigtailed laser and high-precision, low-noise auto-feedback drive electronics to ensure constant output power or a constant driving current, and an integrated temperature control unit maintains optimal operating conditions. Each unit features a front fiber output connector and a universal power supply compatible with 100 to 240 VAC. We offer two packages: benchtop for ease of use and compact module for system integration. The user interface benchtop includes an intuitive LCD display for independent control of output power and temperature via two front rotating knobs. The module has two front output power and temperature settings. All units have a built-in isolator option to prevent reflection-induced laser emissions instability. We produce fiber-coupled isolators from 370nm to 2000nm. An isolator is essential to obtain stable laser output.

Features

- Turnkey Laser Source
- High Stability
- Advanced Feedback Control

Applications

- Medical Laser Treatment
- Biotechnology
- Others

Specifications

Parameter	Min	Typical	Max	Unit
Threshold Current		35	50	mA
Forward Current		300	375	mA
Forward Voltage		1.8	2.4	V
Optical Output Power	150	200	230	mW
Center Wavelength@25°C	940		950	nm
Wavelength v/s temperature coefficient		0.3		nm/°C
Spectral Linewidth (FWHM)		1.0	3.0	nm
Rise Time in Pulse Mode		0.5		ns
Monitor Current @ VrPD=5V	0.07			mA
PD reverse voltage			20	V
TEC Current			0.5	A
Operating Temperature (heatsink temperature)	0		60	°C
Storage Temperature	-40		70	°C



Note: The specifications provided are for general applications with a cost-effective approach. If you need to narrow or expand the tolerance, coverage, limit, or qualifications, please [click this link](#):

Rev 09/20/25

© Photonwares Corporation

[+1 781-935-1200](tel:+17819351200)

sales@photonwares.com

www.agiltron.com

Information contained herein is deemed to be reliable and accurate as of the issue date. Photonwares reserves the right to change the design or specifications at any time without notice. Agiltron is a registered trademark of Photonwares Corporation in the U.S. and other countries.

945nm Fiber Coupled FP Laser Source

Single mode, up to 200mW, 1nm, Benchtop or Module



DATASHEET

Benchtop Laser Source Operation Manual



- Plug in power cable
- Turn on Power Switch
- Setting the Output Power by rotating the knob
- Setting the laser diode Temperature by rotating the knob
- Connect a fiber path cable with matching connector (FC/APC is the default)
- Push the Emission switch to turn on the laser
- Measure the output power to verify

Module Laser Source Operation Manual



- Plug in power cable
- Turn on Power Switch
- Setting the Output Power by rotating the screw
- Setting the laser diode Temperature by rotating the screw
- Connect a fiber path cable with matching connector (FC/APC is the default)
- Push the Emission switch to turn on the laser
- Measure the output power to verify

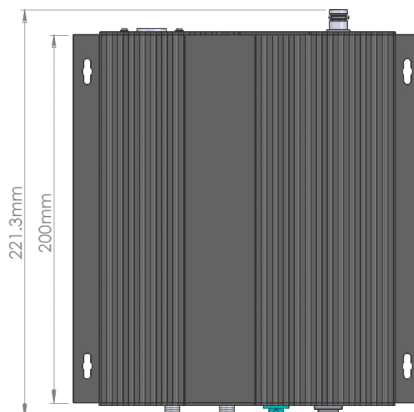
945nm Fiber Coupled FP Laser Source

Single mode, up to 200mW, 1nm, Benchtop or Module





DATASHEET

Module (mm): Plug-Play (Power Supply Included)



Benchtop (mm): Plug-Play 100-240VAC, USB



*Product dimensions may change without notice. This is sometimes required for non-standard specifications.

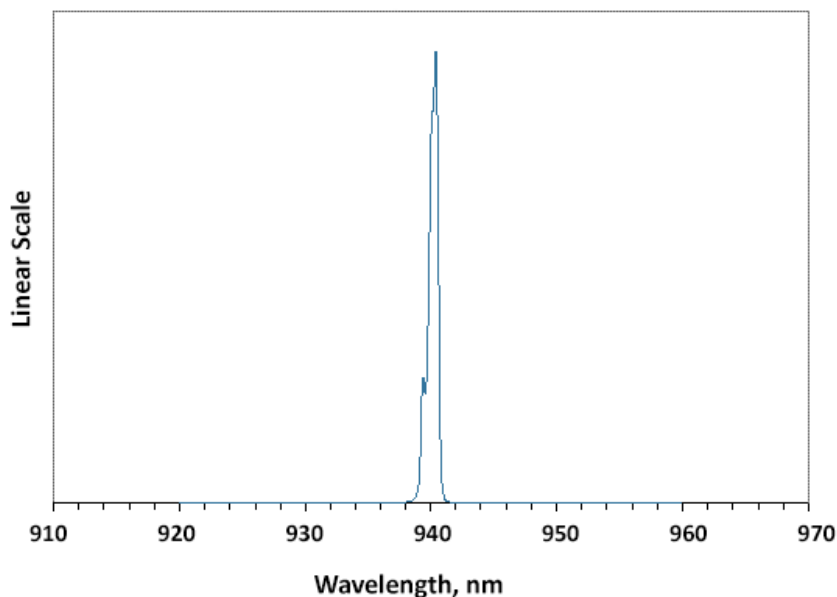
945nm Fiber Coupled FP Laser Source

Single mode, up to 200mW, 1nm, Benchtop or Module



DATASHEET

Typical Spectrum



Ordering Information (Part Number)

Prefix	Wavelength	Power	Linewidth	Package	Isolator	Control Mode	TEC Cooling	Fiber Type	Connector ^[1]
<input type="checkbox"/>	<input type="checkbox"/>	<input type="checkbox"/>	<input type="checkbox"/>	<input type="checkbox"/>	<input type="checkbox"/>	<input type="checkbox"/>	<input type="checkbox"/>	<input type="checkbox"/>	<input type="checkbox"/>
FCLS-	945nm = 0945	200mW = G 150mW = B 100mW = A 50mW = 5	1nm = 1	Benchtop = 1 Module = 2	None = 1 Yes = 2	Constant Current = 2 Constant Power = 1	No = 1 Yes = 2	Hi1060 = 9 PM980 = F 50/125 = M Special = 0	FC/APC = 3 FC/PC = 2 Non = 1 SC/PC = 4 SC/APC = 5 LC/PC = 7 LC/UPC = U Special = 0

[1]. The connector cannot be installed directly onto bare fiber, as it is prone to damage during shipping. However, the connector can be assembled on bare fiber if a 3 cm protective loose tube is added for reinforcement. The customer can remove this protective tube after testing. The optical power handling of a standard connector is less than 0.5 W for SM28 fiber and decreases further with smaller core fibers.