

Fiber Optic Partial Reflector-One and Two Ports

450-2200 nm



DATASHEET

[Return to the Webpage](#)



FOPR Partial Reflectors use an internal partially reflecting mirror to direct a defined fraction of the input light back toward the source while transmitting the remainder to the output. Any excess light is either transmit through a second port (two-port version, higher power handling) or dispersed internally (single-port version, lower cost). These devices operate single-mode from 450 nm to 2200 nm. The white-labeled port is the input and the blue-labeled port is the output. Standard fiber pigtailed are 1 m long in Ø900 µm Hytel® jacketing. Custom options for wavelengths, fiber types, and R:T ratios are available on request.

Applications

- Fiber Interferometer
- Fiberoptic Sensor
- Fiber Instruments

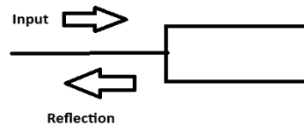
Features

- Low Insertion Loss
- High Power
- High Reliability
- Low Cost
- Environmental Stability

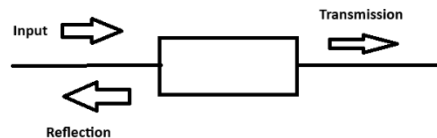
Specifications

Parameter	Min	Typical	Max	Unit
Central Wavelength (λ_c)	630		2200	nm
Typical Spectral Width ($\Delta\lambda$)	± 30		± 50	nm
Typical Insertion Loss (λ_c , 23°C, no connector)	0.35		2	dB
Polarization Extinction Ratio (PM Fiber)	18		30	
Reflection Percentage	10		20	%
PDL (λ_c , 23°C)	≤ 0.10			dB
Operating Temperature	-5		+70	°C
Storage Temperature	-40		+85	°C
Optical Power Handling	0.2		5	W
Package Dimensions	Ø5.5 x L35			mm

- One Port



- Two Ports



Rev 08/27/25

© Photonwares Corporation

[+1 781-935-1200](tel:+17819351200)

sales@photonwares.com

www.agiltron.com

Information contained herein is deemed to be reliable and accurate as of the issue date. Photonwares reserves the right to change the design or specifications at any time without notice. Agiltron is a registered trademark of Photonwares Corporation in the U.S. and other countries.

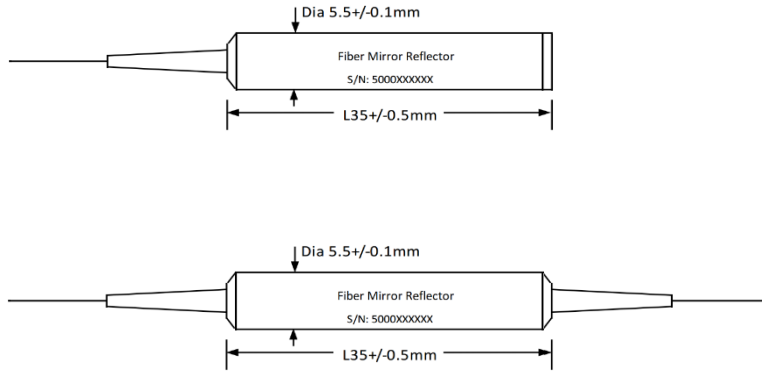
Fiber Optic Partial Reflector-One and Two Ports

450-2200 nm



DATASHEET

Dimensions (mm)



*Product dimensions may change without notice. This is sometimes required for non-standard specifications.

Ordering Information (Part Number)

Prefix	Type *	Wavelength	Reflection	Package	Fiber Type	Fiber Cover	Fiber Length	Connector ^[1]
FOPR-	One Port = R Two Port = H	1064nm = 1 1310nm = 3 1550nm = 5 780nm = 7 980nm = 9 650nm = 6 Special = 0	10% = 10 20% = 20 Special = 00	ø5.5x35 = 2 ø3.5x15 = 1 Special = 0	SMF-28 = 1 HI1060 = 2 PM1550 = A SM600 = 6 SM780 = 7 SM980 = 9 PM980 = B Special = 0	900µm Tube = 3 Bare Fiber = 1 Special = 0	0.25m = 1 0.5m = 2 1.0m = 3 Special = 0	None = 1 FC/PC = 2 FC/APC = 3 SC/PC = 4 SC/APC = 5 ST/PC = 6 LC/PC = 7 Special = 0

* Select two port, if the optical power exceeds 100mW

[1]. The connector cannot be installed directly onto bare fiber, as it is prone to damage during shipping. However, the connector can be assembled on bare fiber if a 3 cm protective loose tube is added for reinforcement. The customer can remove this protective tube after testing. The optical power handling of a standard connector is less than 0.5 W for SM28 fiber and decreases further with smaller core fibers.