

BUY NOW 

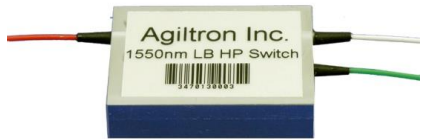
LightBend™ 1x1, 1x2 High Power Series Fiber Optic Switch

(Bidirectional, PM, High Power, MM High Power PM High Power)

(Protected by U.S. patent 6823102 and pending patents)

Product Description

The LB series 1x2 PM, High power, PM High power fiber optic switch has a polarization-maintaining fiber switch, which connects optical channels by directing or blocking an incoming optical signal into the output fiber. This is achieved using a patent pending opto-mechanical configuration and achieved via an electrical control signal. A latching version preserves the selected optical path after the drive signal has been removed, while the non-latching version defaults to either the open or close state when power is removed. The switches integrated electrical position sensors. The new material-based advanced design significantly reduces moving part position sensitivity, offering unprecedented high stability as well as an unmatched low cost. Electronic driver is available for this series of switches. The switch is bidirectional.



Performance Specification

LB Series 1x1, 1x2 Switch	Min	Typical	Max	Unit
Operation Wavelength	850±20, 1060±20, 1310±30, 1550±30			nm
Insertion Loss ^{[1], [2]}		0.6	1.0	dB
Wavelength Dependent Loss			0.25	dB
PDL ^{[1], [2]} (SM)			0.1	dB
Extinction Ratio ^{[1], [2]} (PM)	18	23		dB
Return Loss ^{[1], [2]}	SM, PM	50		dB
	MM	35		dB
Cross Talk ^{[1], [2]}	SM, PM	50		dB
	MM	35		dB
Switching Time		3	10	ms
Repeatability			±0.05	dB
Durability	10 ⁷			Cycle
Operating Voltage	4.5	5	6	VDC
Operating Current		30	60	mA
Switching Type		Latching / Non-Latching		
Operating Temperature		-5	70	°C
	Storage Temperature	-40		85
Optical Power Handling	Standard	300	500	mW
	High Power	3	5	W
Fiber Type	SM	SMF-28, or equivalent		
	PM	Panda 250, Panda 400 fiber, or equivalent		
	MM	MM 50/125, MM 62.5/125, or equivalent		
Package Dimension		36.0L x 26.0W x 8.2H		mm

Note:
 [1]. Exclude connectors.
 [2]. Within operating temperature and SOP.

Features

- Low Optical Distortions
- High Isolation
- High Reliability
- Fail-Safe Latching
- Epoxy-Free Optical Path

Applications

- Fault Protection
- Channel Add/Drop
- Channel Switching
- Instrumentation



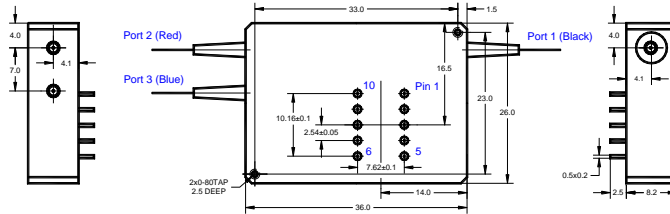
Revised on 5/2/21
 (Click here for latest revision)

LightBend™ 1x1, 1x2

High Power Series Fiber Optic Switch

(Bidirectional, PM, High Power, MM High Power PM High Power)

Mechanical Dimensions (Unit: mm)



*Product dimensions may change without notice. This is sometimes required for non-standard specifications.

Electrical Driving Requirements

The load is a resistive coil which is activated by applying 5V (draw - 40mA). Applying too long pulse for the latching version will heat up the device. Agiltron offers a computer control kit with TTL and USB interfaces and Windows™ GUI. We also offer RS232 interface as an option - please contact Agiltron sales.

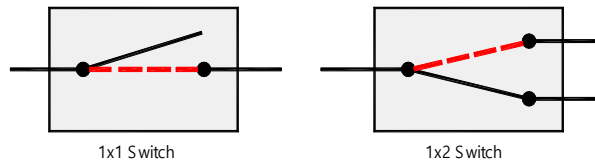
Application Note: Applying a constant driving voltage increases stability. The switches can also be driven by a pulse mode using Agiltron recommended circuit for energy saving.

Optical Path	Electrical Drive				Status Sensor			
	Pin 1	Pin 10	Pin 5	Pin 6	Pin2-3	Pin3-4	Pin7-8	Pin 8-9
Port 1 → Port 2	5V	GND	N/A	N/A	Close	Open	Open	Close
Port 1 → Port 3	GND	5V	N/A	N/A	Open	Close	Close	Open

Non-Latching Type

Optical Path	Electrical Drive				Status Sensor			
	Pin 1	Pin 10	Pin 5	Pin 6	Pin2-3	Pin3-4	Pin7-8	Pin 8-9
Port 1 → Port 2	5 V	GND	N/A	N/A	Close	Open	Open	Close
Port 1 → Port 3	No Power		N/A	N/A	Open	Close	Close	Open

Functional Diagram



Ordering Information

Type	Wavelength	Switch	Package	Fiber Type	Fiber Length	Connector
LBPM ^[1]	1060=1	Latching=1	Standard=4	SMF-28=1	0.25m=1	None=1
LBHP ^[2]	C+L=2	Non-latching=2	Special=0	PM 400=A	0.5m=2	FC/PC=2
LBMH ^[2]	1310=3			PM250=B	1.0m=3	FC/APC=3
LBPH ^[3]	1550=5			Special=0	Special=0	SC/PC=4
	1x2=12					SC/APC=5
	2x1=21					ST/PC=6
	Special=00					LC=7
						Duplex
						LC=8
						Special=0

[1]. LBPM: LightBend 1x1, 1x2 PM Switch.
 [2]. LBHP: LightBend 1x1, 1x2 High Power Switch.
 [3]. LBMH: LightBend 1x1, 2x2 MM High Power Switch.
 [4]. LBPH: LightBend 1x1, 1x2 PM High Power Switch.
 [5]. N/T: LB 1x1 Switch, Non-Latching, Normally Transparent.
 [6]. N/D: LB 1x1 PM Switch, Non-Latching, Normally Dark.



LightBend™ 1x1, 1x2

High Power Series Fiber Optic Switch

(Bidirectional, PM, High Power, MM High Power PM High Power)

Driver Reference Design

